






# Journey's Unit 5

5. 			6. 		
stir	jar	may	bar	bird	keep
					

1. Clip the ir word that matches the picture.  
2. Say the ir word out loud.  
3. Record the ir word on your recording sheet.



© 2000 OPENMIND® © OPENLIXION LLC

**DIGITAL CENTERS**

emily **EDUCATION** 

**LESSON 22 R-CONTROLLED**  
**ER, IR, UR 1<sup>ST</sup> GRADE** *Spelling*

1.



her

far

show


2.



sunset

arm

fern



1. Clip the er word that matches the picture.
2. Say the er word out loud.
3. Record the er word on your recording sheet.



3.



bathtub

yard

girl


4.



hole

sir

art



1. Clip the ir word that matches the picture.
2. Say the ir word out loud.
3. Record the ir word on your recording sheet.



5.




stir

jar

may


6.



bar

bird


keep



1. Clip the ir word that matches the picture.
2. Say the ir word out loud.
3. Record the ir word on your recording sheet.



7.



bone

fur

barn


8.



bark

joke

hurt



1. Clip the ur word that matches the picture.
2. Say the ur word out loud.
3. Record the ur word on your recording sheet.



9.



turn

card

road


10.



yarn

curl

pain



1. Clip the ur word that matches the picture.
2. Say the ur word out loud.
3. Record the ur word on your recording sheet.



11.



third

smart

chose


12.



first

please

chart



1. Clip the ir word that matches the picture.
2. Say the ir word out loud.
3. Record the ir word on your recording sheet.

# RECORDING SHEET

1. Type Here

2. Type Here

3. Type Here

4. Type Here

5. Type Here

6. Type Here

7. Type Here

8. Type Here

9. Type Here

10. Type Here

11. Type Here

12. Type Here



# RECORDING SHEET

1. her

2. fern

3. girl

4. sir

5. stir

6. bird

7. fur

8. hurt

9. turn

10. curl

11. third

12. first